

Art and design


Long-term plan

Condensed

A condensed curriculum focussing on the essential skills and knowledge of the subject, in only three units per year group.

This document was last updated on 14.06.23 and the most recent version can always be found [here](#).

Copyright: While we encourage you to share this document within your school community, please ensure that it is only uploaded to your school website if it is password protected.



Kapow
Primary™

Contents:

Curriculum time is always tight in schools so we have shown which lessons you can omit from our Art and design scheme to ensure full curriculum coverage in only three units, meaning that you could teach the Art and design National curriculum in only three half-terms each year.

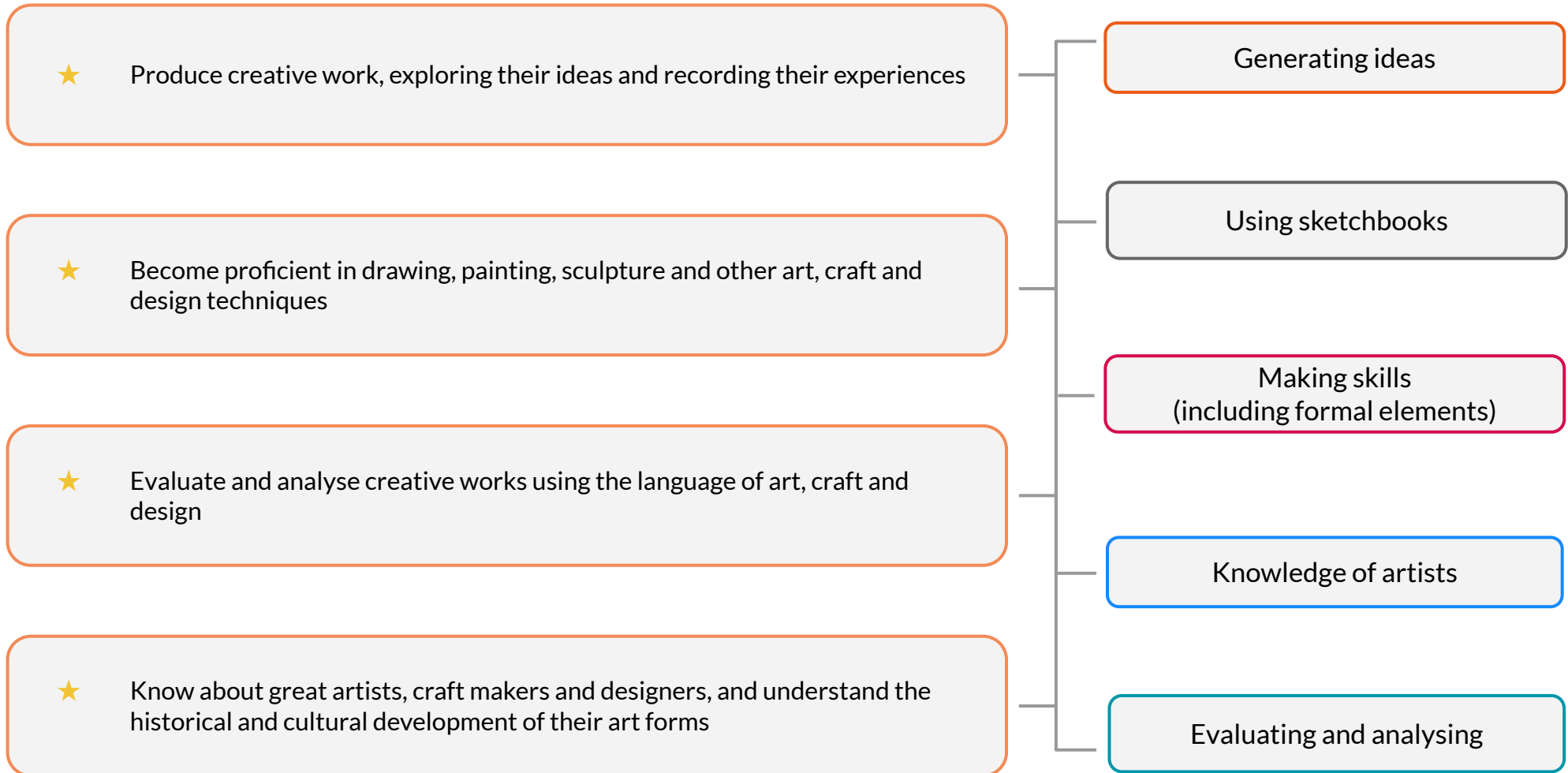
There is an Art and design: [Progression of skills and knowledge – condensed](#) version which accompanies this condensed version of the long-term plan.

| | |
|--|----------|
| How does Kapow Primary help our school to meet statutory guidance for Art and design? | 3 |
| How is the Art and design scheme of work organised? | 4 |
| What are the benefits of the revised Art and design scheme? | 5 |
| Types of knowledge in Art and design | 6 |
| Is there any flexibility in the Kapow Primary Art and design scheme? | 7 |
| Other useful documentation | 8 |
| Suggested long-term plan: Art and design - Overview (All year groups: Condensed) | 9 |

How does Kapow Primary help our school to meet statutory guidance for Art and design?

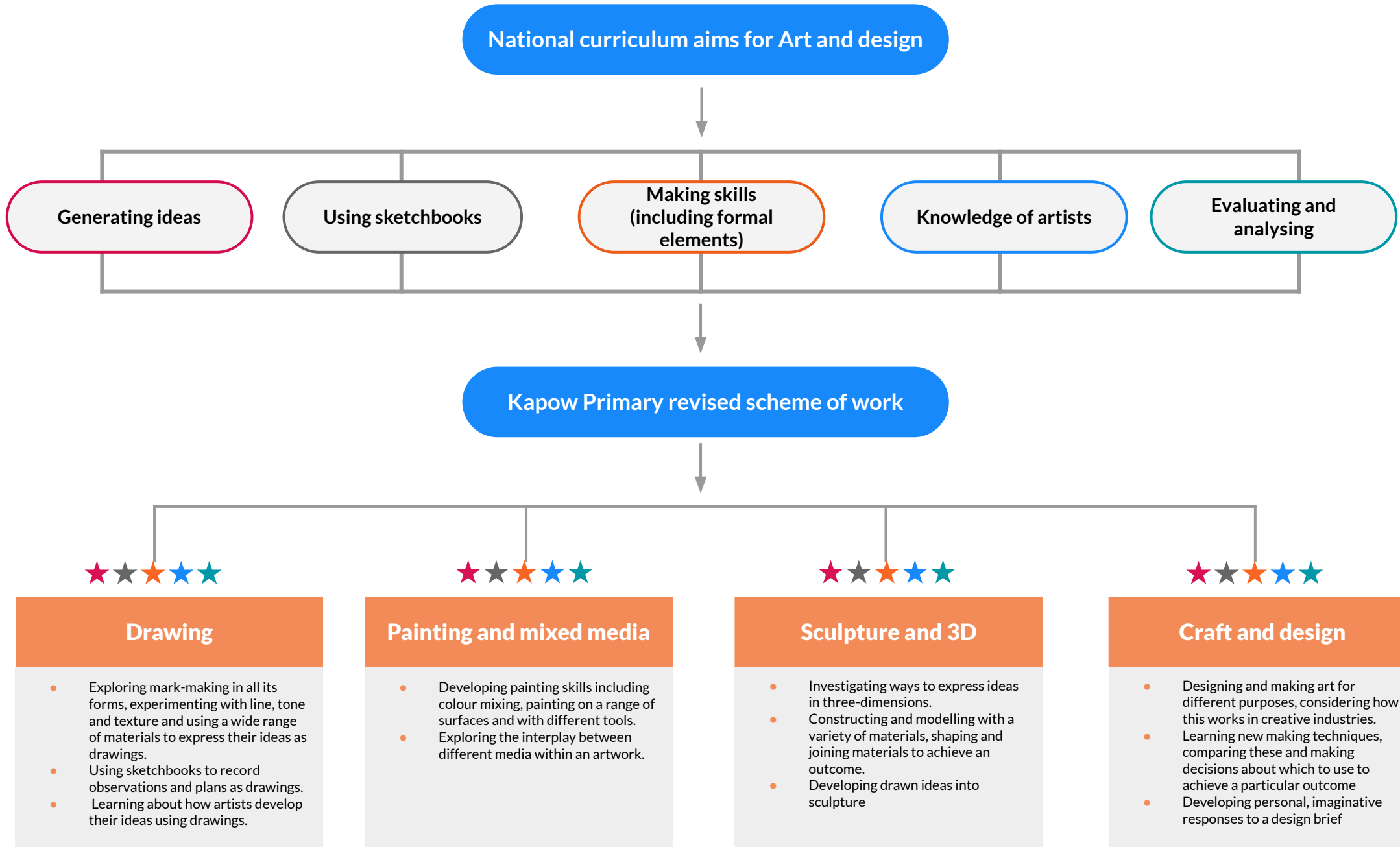
Our scheme of work fulfils the statutory requirements outlined in the **National curriculum (2014)**. The National Curriculum for Art and design aims to ensure that all pupils:

From these aims, we have identified five strands which run throughout our scheme of work:



Our [National curriculum mapping](#) document shows which of Kapow Primary's units cover each of the National curriculum attainment targets (Development matters statements and Early Learning Goals for EYFS) as well as each of these five strands. National curriculum links are also on each individual lesson plan, along with cross-curricular links to other subjects.

How is the revised Art and design scheme of work organised?



What are the benefits of the revised Art and design scheme?

Over 2022 we have been rolling out a revised Art and design scheme of work, as an alternative to our original scheme. The revised scheme includes updates to many existing lessons, along with brand new units across the core areas.

Sequential lessons

The revised Art and design scheme has units divided into four core areas, repeated in each year group. This provides teachers with greater clarity over knowledge and skills progression within the four areas. Teachers can feel confident that children are given opportunities to develop mastery by revisiting core subject knowledge and applying that knowledge practically in a range of contexts with growing complexity.

Drawing

Painting and mixed media

Sculpture and 3D

Craft and design

A broad and balanced art curriculum

The units within the revised scheme are designed so that children experience the fundamentals of art through broad and balanced units, including exploration of the work of a wide range of artists and makers. Units guide pupils in the skills required to explore, analyse and discuss art. They are encouraged to combine their knowledge of what constitutes 'art', specific artists and techniques with their own experiences to evaluate artworks and to inform their own creative practices.

Each unit works towards all of the National curriculum attainment targets. This allows pupils to develop their knowledge and skills around the formal elements in a holistic way.

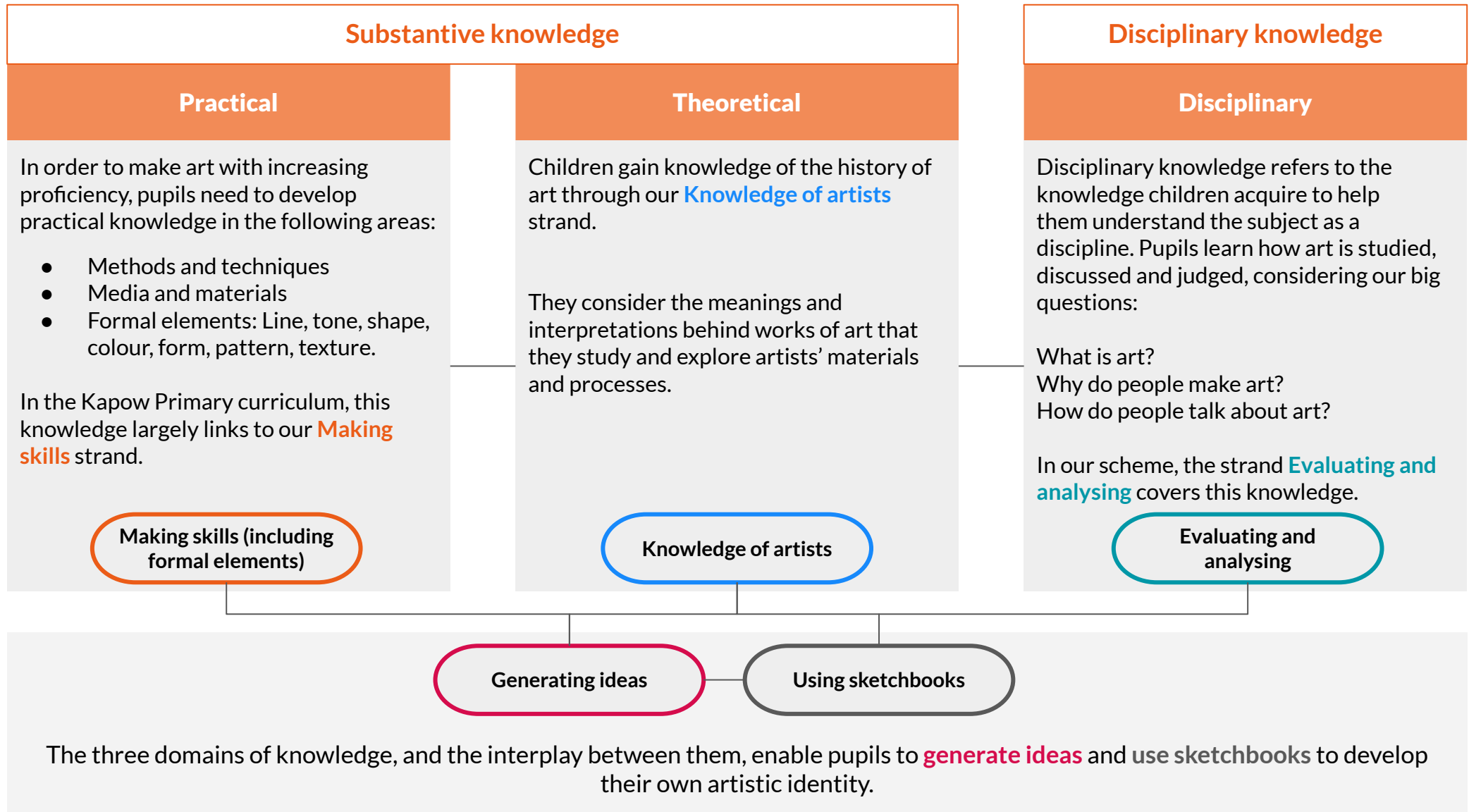
A variety of outcomes for units

The revised scheme encourages autonomy, with a greater emphasis on children developing their creativity through experimentation and individual responses. Units provide flexible options, enabling links to other topics and resulting in more creative outcomes.

Application of skills and knowledge

There is an emphasis on developing children's use of sketchbooks throughout the revised scheme to apply skills and knowledge. Lessons provide opportunities to engage with sketchbooks throughout the whole process of creating art, including practising techniques learned as well as developing and evaluating their ideas towards an outcome.

Types of knowledge in Art and design



Is there any flexibility in the Kapow Primary Art and design scheme?

Our Art and design scheme of work is flexible, allowing schools to adapt the planning to suit their school and to make use of cross-curricular links available. See some of our Frequently asked questions below:

Do the units need to be taught in order?

The units within each year group can be taught in any order, as the progression of knowledge and skills is across the years and key stages, not within a year group. So you can work through them in the order which most suits the rest of your curriculum time and requirements.

Can units be moved between year groups?

Units can be moved between year groups if the lesson content is adapted using the progression of skills and knowledge document. The KS1 units could be adapted to work in either Year 1 or 2, and across KS2 many units are movable to suit your children's needs.

Do the lessons within the topics need to be taught in order?

Lessons in the Art and design scheme are sequential, so should be taught in order. Each lesson builds on the previous one to provide opportunities for children to practice skills and apply their knowledge to consolidate learning.

What if we are short of curriculum time for Art and design?

We appreciate that curriculum time is short, which is why most of our units have five lessons. This allows space to finish work off at the end of a unit or supplement with a themed lesson to celebrate festivals and events, such as Mother's Day or Christmas. This plan provide suggestions for which lessons can be omitted without affecting progression.

If you alternate your **Art and design** and **Design and technology** provision each half term please see our [Combined Art and design and Design and technology Long-term plan](#).

How can we make the Kapow Primary scheme of work fit with our topic learning?

Some units have a topic theme, however any unit can be adapted to work with an existing topic in your curriculum. Often the stimulus for the work can be replaced with something more relevant to a topic. Alternative units will also be added to the scheme.

Other useful documentation

There are a number of key documents that can support you in planning your **Art and design** scheme of work and they can be found [here](#). Some of them are also listed below:

- ✓ [National curriculum mapping document](#)
 - Shows how our scheme of work meets the National Curriculum requirements.
- ✓ [Progression of skills document - Condensed version](#)
 - Shows how understanding and application of key concepts and skills builds year on year.
- ✓ [Art and design: List of artists](#)
- ✓ [Art and design: Required equipment](#)
- ✓ [Vocabulary progression for Art and design](#)
- ✓ [Intent, Implementation, Impact statement](#)
- ✓ [Personal development, SMSC and British values mapping](#)
- ✓ [Progression of vocabulary](#)

*All units have five lessons unless otherwise stated.

| | Unit 1 | Unit 2 | Unit 3 |
|-----------------------------|---|--|--|
| EYFS (Reception) | Drawing: Marvellous marks (6 lessons) | Painting and mixed media: Paint my world (6 lessons) | Sculpture and 3D: Creation station (6 lessons) |
| Year 1 | Drawing: Make your mark | Sculpture and 3D: Paper play | Painting and mixed media: Colour splash |
| Year 2 | Craft and design: Map it out | Painting and mixed media: Life in colour | Sculpture and 3D: Clay houses |
| Year 3 | Drawing: Growing artists | Craft and design: Ancient Egyptian scrolls | Sculpture and 3D: Abstract shape and space |
| Year 4 | Drawing: Power prints | Painting and mixed media: Light and dark | Craft and design: Fabric of nature |
| Year 5 | Sculpture and 3D: Interactive installation | Drawing: I need space | Painting and mixed media: Portraits |
| Year 6 | Craft and design: Photo opportunity | Drawing: Make my voice heard | Sculpture and 3D: Making memories |

This page shows recent updates to this document.

| Date | Update |
|----------|---|
| 08.12.22 | Links updated to reflect units now available. EYFS units added. |
| 19.01.23 | All links updated to reflect fully published Art scheme. |
| 14.06.23 | Reduced from 18 lessons to three full units a year to make it easier for schools to fit into the school year. Added page about 'Types of knowledge' p.6. |