



Autumn 1 Curriculum Newsletter

As we near the end of the first half-term of our school year, we celebrate the fabulous learning that has taken place in each class and think ahead to the next half-term.

Fox Class

Phonics

So far, Fox Class have covered the following sounds in class: s a t p i n m d g o c k ck; for the rest of this week we are introducing e,u,r. They are learning to recognise these single letter sounds and are beginning to blend them together to make simple words - please ask your child to show you their robot arms and blending hands as they make the words a-t *at*; s-a-t *sat*; i-n *in*; p-i-n *pin*; p-i-t *pit*. They are also learning the harder-to-read-and-spell-words: *a l the no put of is to go into*.


Please keep practising sound tins and flash card words at home because it all helps to develop quick recall of the sounds and words, which will lead to fluent reading.

On our website, you can watch the ELS videos for parents to help you to remember the way to say the sounds correctly when we are teaching and using phonics [Essential+Letters+and+Sounds](#)

Reading

Miss Leggett chooses a theme for her 'books of the week' which staff read at story time and make available in the book corner. So far, the themes have been: Elmer the Patchwork Elephant; Stories from Africa; Nick Butterworth's 'Percy the Park Keeper'; stories from Tom Percival.

The children also learn a short poem to help us make links with our topics and develop children's use of language and rhyme.



Maths

Pupils have been learning to 'subitise' – that is looking at a small group of objects and **knowing** how many there are without counting. They have been counting and ordering numbers and checking that they have got all of the numbers in the right order. They have been talking about different sizes and sorting objects into short/shorter/shortest and long/longer/longest; big/bigger/biggest and small/smaller/smallest.



Understanding the World

They have been talking about ourselves and our families. The key message is that each family is different and special - just like each person and this is something to celebrate. The children have enjoyed looking at pictures of themselves as babies and talking about how they have grown and changed. They have been talking about their home.

Squirrel Class

Phonics

So far, Squirrel Class have reviewed all of the single letter sounds and then covered the following sounds in class: ay, ou, ie, ea, oy, ir, ue, aw, wh, ph; later this week we will cover ew and oe. They are also revising the harder-to-read-and-spell-words: *a l the no put of is to go into, as, he, she, we, me, be, was, you, they, are, said, when, what have*. Please keep practising these at home because it all helps to develop quick recall of the sounds and words, which will lead to fluent reading. We read in class as part of our phonics lessons each day, as well as reading with an adult 1:1 throughout the week.

English: Jane Considine scheme

Our recent writing focus has been on *Seasons* by Hannah Pang. We have been writing in particular about a sycamore tree in all the different seasons of the year. Our handwriting focus has been on 'long ladder letters' l, i, t, u, j, y.

Maths

The children have been learning about one more/one less and connecting that to their knowledge of the number sequence on number lines and number tracks. That if a number is one less, it is the number directly before. If it is one more, it is the next number we say, when the number line goes up in 1s. They have also been comparing numbers saying which is greater than/less than. They have used the song 'numbergator' to learn how to use the symbols greater than $>$, less than $<$ and equal to $=$ signs; this song can be found on YouTube if you search for it. We are beginning to learn about addition and subtraction.



History

In History they have been learning about Remembrance. The children have been sharing their own memories and thinking about the meaning of symbols, in particular the Remembrance Day Poppy. They will explore the ways that Remembrance Day is marked in Britain and in other countries. We are visiting St John's Church to conclude this topic; we will be making some poppy art and visiting the war memorial on Tuesday 7th November in the morning and we would welcome volunteers to accompany us.

Our next History topic will be Transport; the children will learn about how cars, buses and trains were invented and how they have changed over time. If this topic interests your child, you might choose to visit Brooklands Museum in Weybridge, or the London Transport Museum for some pre-topic talking and thinking - but please do not think this is compulsory!

Science

We have been talking about the four seasons, with a focus on autumn and winter. As the clocks go back this weekend, it would be a good opportunity to talk about the switch from British Summer Time so that we have lighter mornings for a while; we want the children to notice that the days seem shorter because it gets lighter later in the morning and it gets darker earlier-this makes it easier at bed time because it is dark. The leaves are falling off the deciduous trees, which will be bare for winter. Some animals will be getting ready to hibernate.

Hedgehog Class

Phonics

So far, Hedgehog Class have reviewed all of the Phase 5 sounds they learned last year and then covered the following sounds in class: 'j' as -dge, -ge and g; 's' as 'soft c' and sc and ce (as in 'science'); silent letters mb, kn, gn, wr; 'z' as in-se and -ze. ('pause); 'sh' as in ti (as in 'station'); words ending in -le, -el, -il and -al. They are also learning the Common Exception Words for Year 2. Please keep working on these words at home because it all helps to develop quick recall of the sounds and words, which will lead to fluent reading. We read in class as part of our phonics lessons each day, as well as reading with an adult 1:1 throughout the week.

English: Jane Considine scheme.

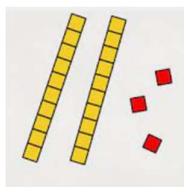
Our recent writing focus has been *Little Red Reading Hood* - a variation on the traditional tale. To support our History learning, in the last couple of weeks we have turned to non-fiction and *The Great Fire of London* by Emma Adams and James Weston Lewis; we are building up to writing diary entries in the style of Samuel Pepys. Our handwriting focus has been on 'long ladder letters' l, i, t, u, j, y.

At the beginning of the term, we were thinking about all the places around school that we could go to enjoy reading a book - Miss Powell asked us to be really inventive!



Maths

Building on learning in Year 1 we will continue to deepen our understanding of place value. We will recap numbers to 20, count objects to 100 by making groups of ten, identify the tens and ones digits of two-digit numbers and partition numbers to 100. We will also practise writing numbers to 100 in words as well as digits. We have been using dienes ('Base 10') to make two-digit numbers so that we can make the link between how they are *made* and how they are *written*-how the number 23 has 2 tens and 3 ones, which is why we write it as 23 (and not as 32).



History

In History we are learning about The Great Fire of London. We will focus on sequencing the main events and will use diaries as a source of information, as well as helping us to understand the benefits of different sources of information when carrying out an historical enquiry.

If you wanted to explore this topic further as a family, you might choose to visit The Monument in Pudding Lane, London during half-term. You might notice that a return ticket to London Waterloo actually states 'London Terminals' as the destination - this means it is valid to London Bridge, which is one stop from Waterloo East; it's a short walk across London Bridge to the London Monument, which commemorates the start of the fire in 1666. If you wanted to explore further, you could take a trip to St Paul's Cathedral; Tesco Clubcard holders can save money on tickets - as they are expensive. Of course, this is only a suggestion if you wanted to explore this topic more with your child(ren).

We would like to have 'The Great Fire of Windlesham' using cardboard houses that the children have made, again this might be something you choose to start over the half-term holiday. As a guide, we suggest using a box similar to the size that would hold 6 bottles of wine or 72 Weetabix (turn it inside-out before painting) and your child needs to be aware that it will be set on fire, with us all watching from a safe distance - we don't want them to be shocked when we burn their artwork! If you need inspiration, check out hittleheartsbiglove.co.uk/home-learning-making-a-great-fire-of-london-house

Science

The children have been learning what it means if something is alive and identifying if things are *living*, *no longer living* or *have never lived*. They have learned what a habitat is and what the different habitats are that can be found around the world. They have learned what a habitat provides for the plants and animals that live there and how living things adapt to the habitats in which they live.

Coworth Football Festival



The children completed a carousel of activities to practice different skills, competing in school teams and scoring points - with a focus on having fun and doing your best. It was a great experience to visit somewhere new, work as a team and try different activities. All the children showed progress within the afternoon.

What is Trick Box?



Trick Box – Building Health Life Habits

Trick Box is a simple, fun and effective whole school - whole journey, emotional management and personal development programme which supports children and their families.

Trick Box helps the children to:

- Recognise and self-manage emotions
- Develop effective coping mechanisms
- Develop mindful awareness and relaxation
- Problem-solve, develop perspective and create solution-thinking
- Build motivation and enhance personal learning
- Set and achieve positive goals
- Develop communication skills to enhance interpersonal relationships
- Develop empathy

Reception children learn a new trick every half term and KS1 children learn a new trick every term.



Mirror Mirror

Say nice things to yourself, even in the mirror.

The children in reception have been learning the trick 'Mirror Mirror'. We talked about how important it is to have a positive self-image. We don't want to develop negative self-talk patterns which will make us anxious and will negatively affect how we feel. We looked in mirrors and talk positively to ourselves. We practiced saying 'Well done,' 'you did your best,' 'you are doing your best,' 'keep going'. We made our own mirrors and said what we like about ourselves and what we are good at.

Year 1- “Big Voice.”



When we face a challenge, it can be easy to give up; talking to ourselves with a positive, big voice can help us keep going and succeed and we are practising saying to ourselves, “I can do it!”

Year 2- ‘Magic Circle.’

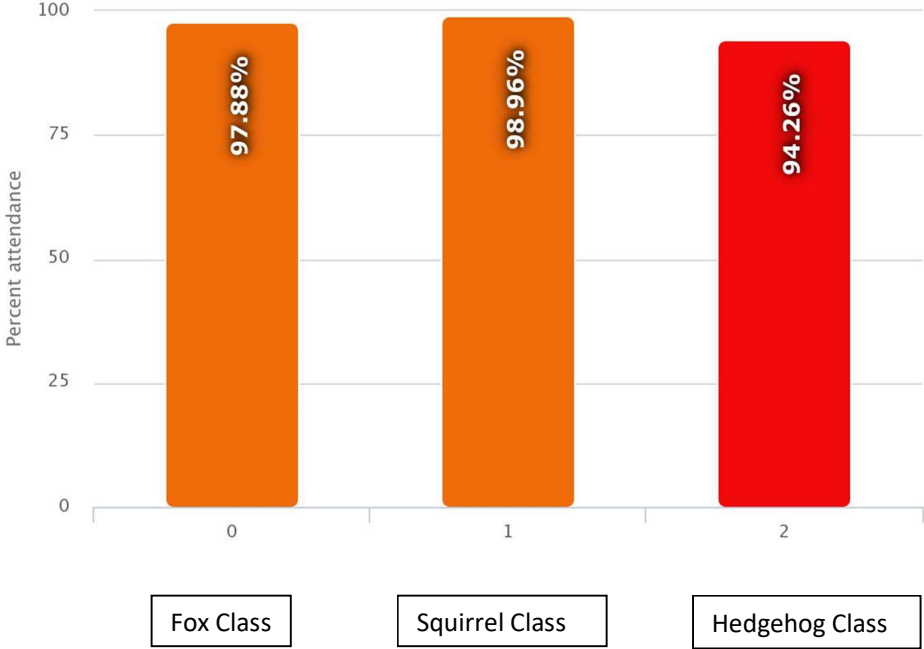


When we do or say things in a confident way, we get feedback from the world, as well as from our internal system. The more confident experiences we have, the more confident we feel and act. The children are asked to think about something that they enjoy doing and that they are good at; they make a ‘magic circle’ with their thumb and middle finger. They close their eyes, breathe through their nose deeply and think about doing that thing which makes them feel strong and confident inside, squeezing their thumb and finger together. This creates an ‘anchor’ that they can use whenever they need a confidence boost.

Attendance

We hope that all of our children are able to attend school 100% of the time. A child is considered to have Persistent Absence if their attendance falls below 90%; this is always cause for concern.

As we approach the half-term, analysing attendance from the start of term to Wednesday 18th October:



Well done Squirrel Class!

Year 1 have the best attendance in Autumn 1!